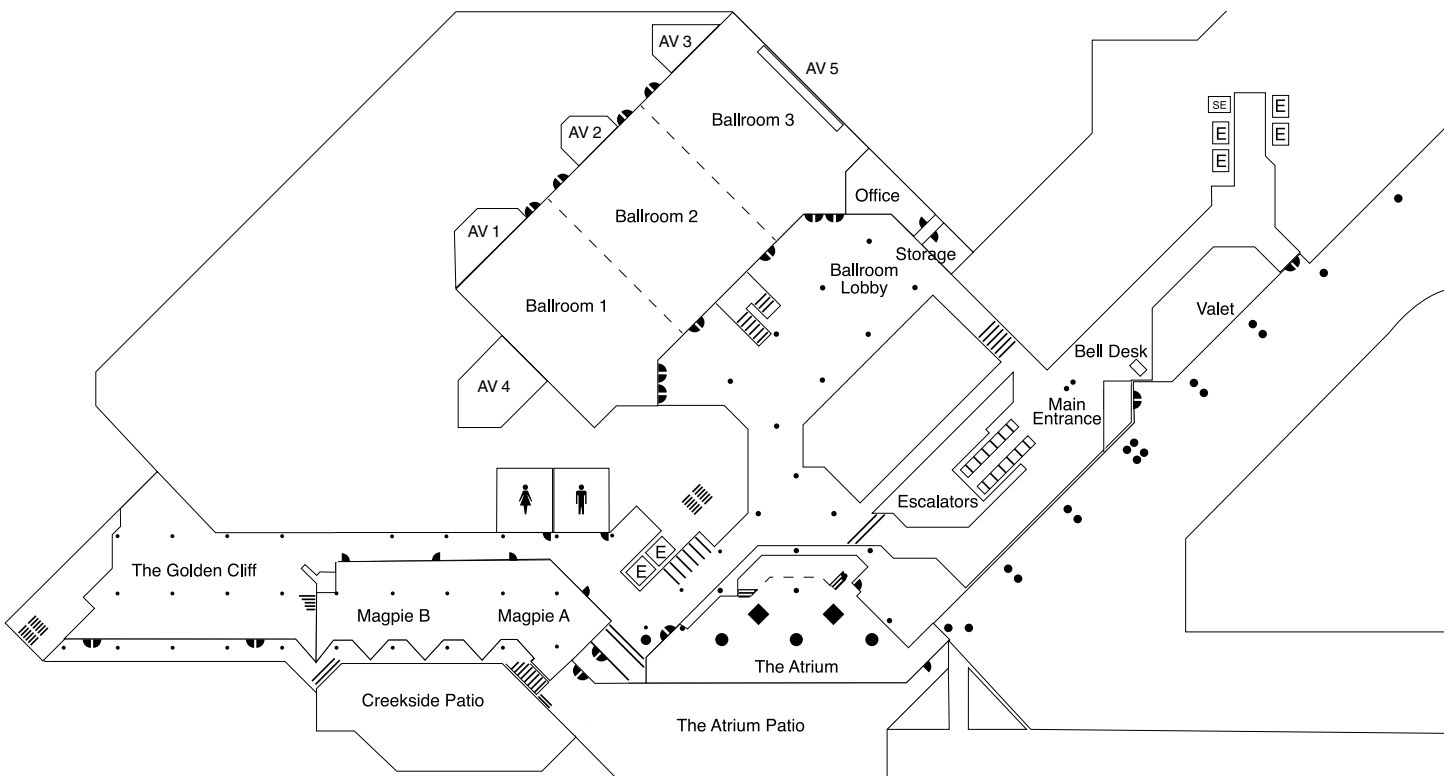


# The Cliff Lodge

## Level B

Room	Square Ft.	Width	Length	Ceiling	Reception	Banquet	Theatre	Classroom	U-Shape	Conference	Exhibit
Ballroom	7,800	62'	126'	16'	900	600	864	552	—	—	54
1	2,600	42'	61'	16'	300	200	272	192	64	60	18
2	2,600	42'	61'	16'	300	200	272	192	64	60	18
3	2,600	42'	61'	16'	300	200	272	192	64	60	18
Lobby	2,566	—	—	7'11"	400	—	—	—	—	—	13
Office	450	14'	32'	7'11"	—	—	—	—	—	—	—
Storage	52	7'	7'6"	7'11"	—	—	—	—	—	—	—
Magpie	1,659	21'	79'	7'11"	160	120	154	72	60	60	11
A	756	21'	36'	7'11"	80	50	70	28	28	28	5
B	903	21'	43'	7'11"	80	60	84	36	36	32	6
The Golden Cliff	2,800	70'	36'	15'	300	170	150	100	48	48	18
The Atrium*	2,581	27'	95'	open	100	92	—	—	—	—	—
The Atrium Patio	2,816	32'	110'	outside	300	200	—	—	—	—	—
Creekside Patio	1,152	32'	45'	outside	150	80	100	—	—	—	—

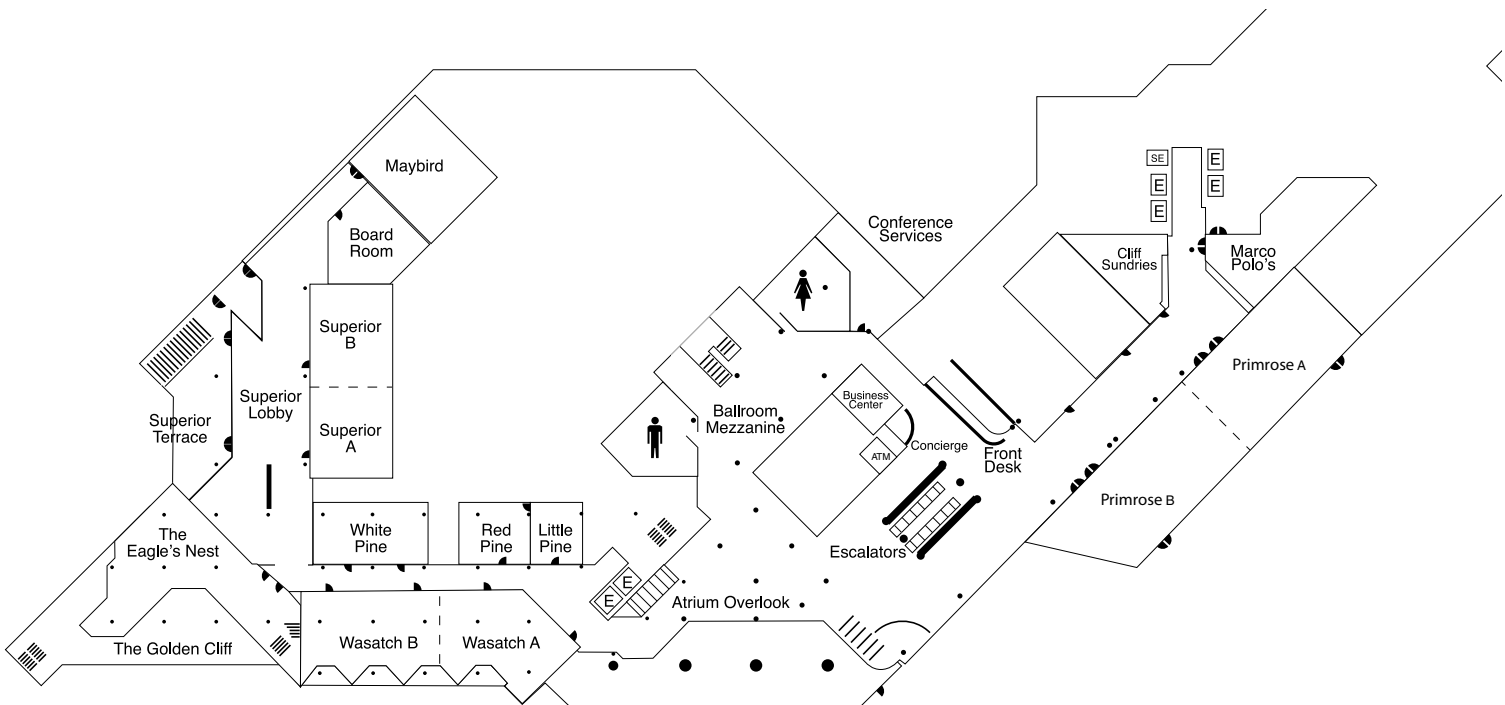
\*Restaurant Seating



# The Cliff Lodge

## Level C

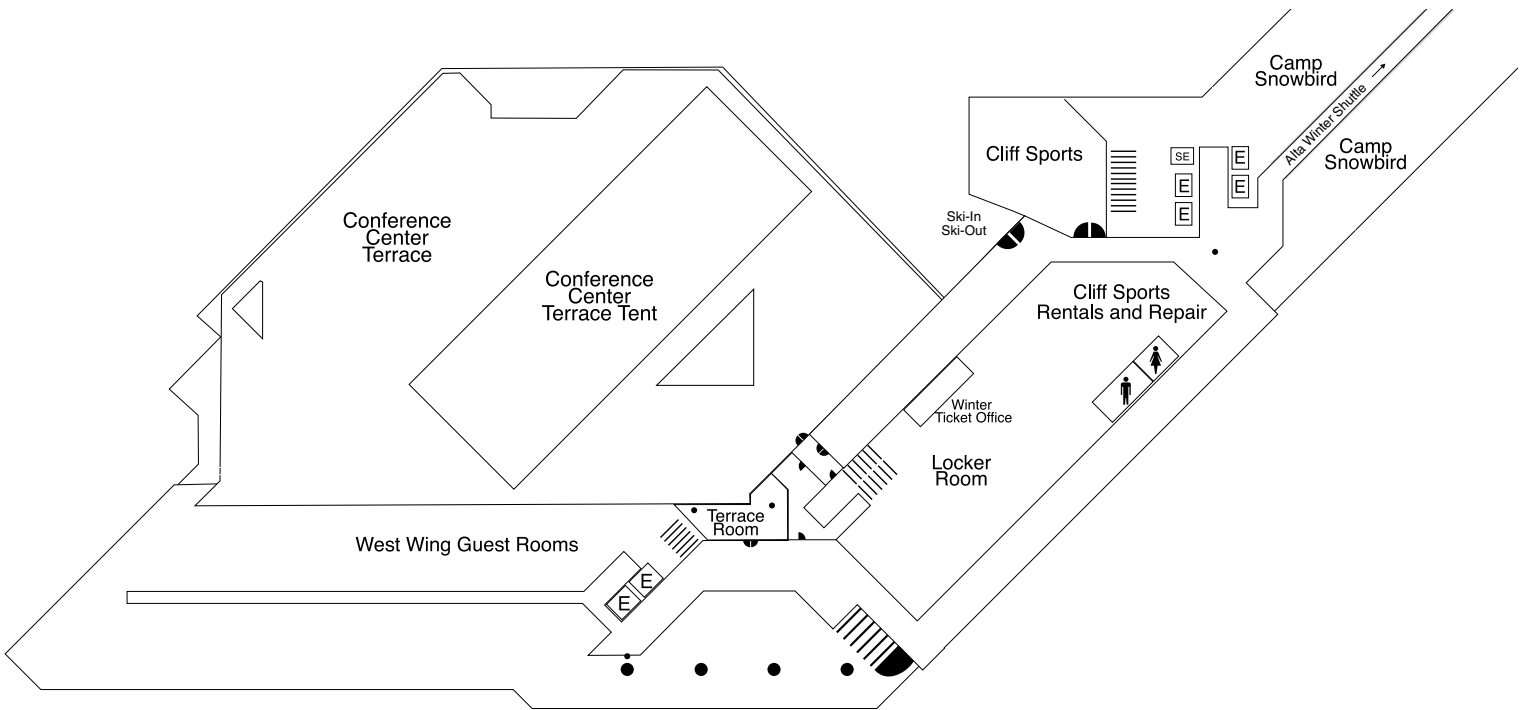
Room	Square Ft.	Width	Length	Ceiling	Reception	Banquet	Theatre	Classroom	U-Shape	Conference	Exhibit
Maybird	1,100	32'	38'	7'11"	100	80	99	56	40	36	7
Board Room	800	28'6"	30'	7'11"	16	—	—	—	—	16	—
Superior	1,755	27'	65'	7'11"	180	130	170	104	46	60	14
A	837	27'	31'	7'11"	90	60	70	40	30	28	7
B	918	27'	34'	7'11"	94	60	80	40	30	28	8
Lobby	3,500	47'	123'	8'5"	300	130	—	—	—	—	10
Terrace	806	13'	62'	8'	40	40	—	—	—	—	—
White Pine	646	17'	38'	7'11"	50	50	60	28	28	30	—
Red Pine	391	17'	23'	8'6"	30	20	29	16	12	20	—
Little Pine	289	17'	17'	8'6"	—	10	20	12	—	12	—
Wasatch	1,659	21'	79'	7'11"	160	120	154	72	60	60	11
A	756	21'	36'	7'11"	80	50	70	28	28	28	5
B	903	21'	43'	7'11"	80	60	84	36	36	32	6
The Eagle's Nest	1,634	26'	63'	7'11"	110	80	60	52	12	36	11
The Atrium Overlook	1,400	49'6"	28'	7'	200	—	—	—	—	—	11
Ballroom Mezzanine	1,915	84'	28'	7'	120	—	—	—	—	—	9
Primrose	3,826	30'3"	111'9"	15'8'10"	400	210	337	210	—	—	18
B	2,075	30'3"	69'	15'	225	110	161	110	60	60	12
A	1,732	30'3"	57'	15'8'10"	175	100	154	100	52	52	6



# The Cliff Lodge

## Level 1

Room	Square Ft.	Width	Length	Ceiling	Reception	Banquet	Theatre	Classroom	U-Shape	Conference	Exhibit
Terrace Room	262	15'	28'8"	6'10"	—	10	—	—	—	—	—
Conference Center Terrace	14,594	varies	varies	outside	400	—	—	—	—	—	—
Conference Center Terrace Tent	7,350	52'6"	140'	9'	630	420	700	—	—	—	41

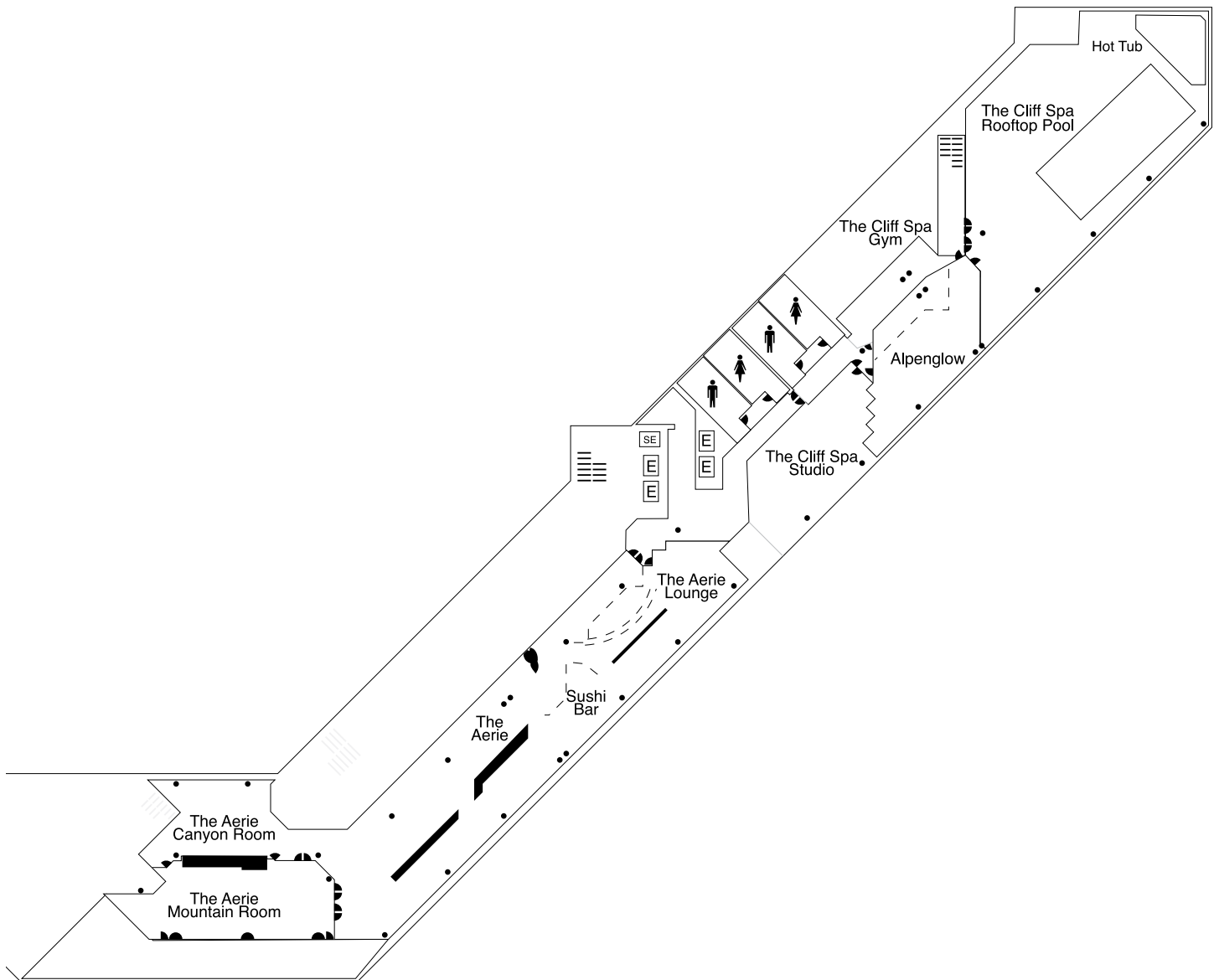


# The Cliff Lodge

## Level 10

Room	Square Ft.	Width	Length	Ceiling	Reception	Banquet	Theatre	Classroom	U-Shape	Conference
Alpenglow Room	908	19'	51'	14'	50	40	35	24	24	28
The Aerie Canyon Room	875	24'	30'	8'	80	—	—	—	—	—
The Aerie Mountain Room*	1,632	23'	55'	10'	95	95	—	—	—	—
The Aerie Restaurant*	3,275	27'	77'	8'	194	194	—	—	—	—

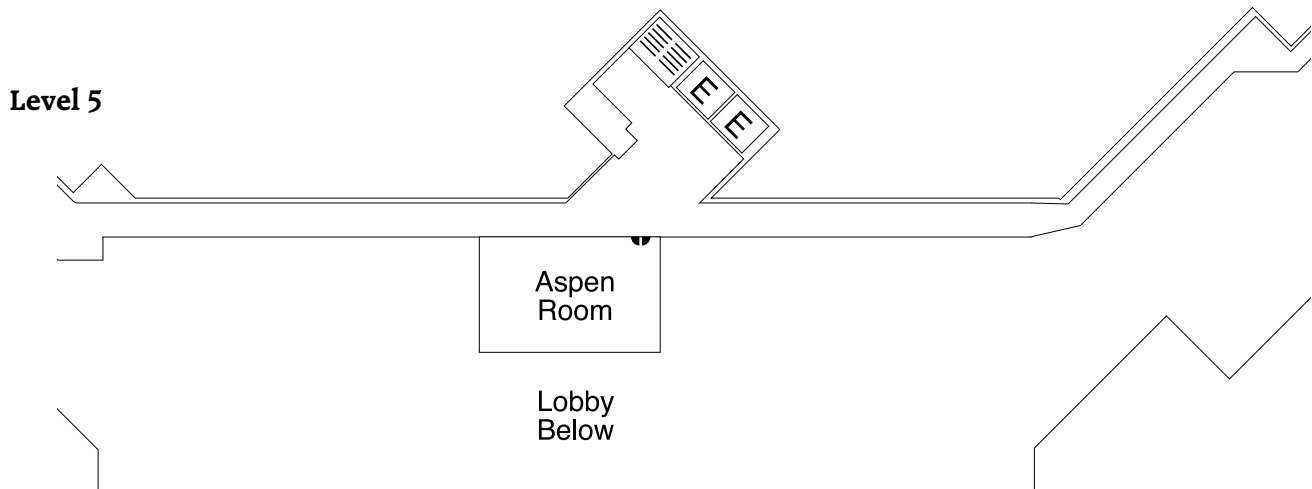
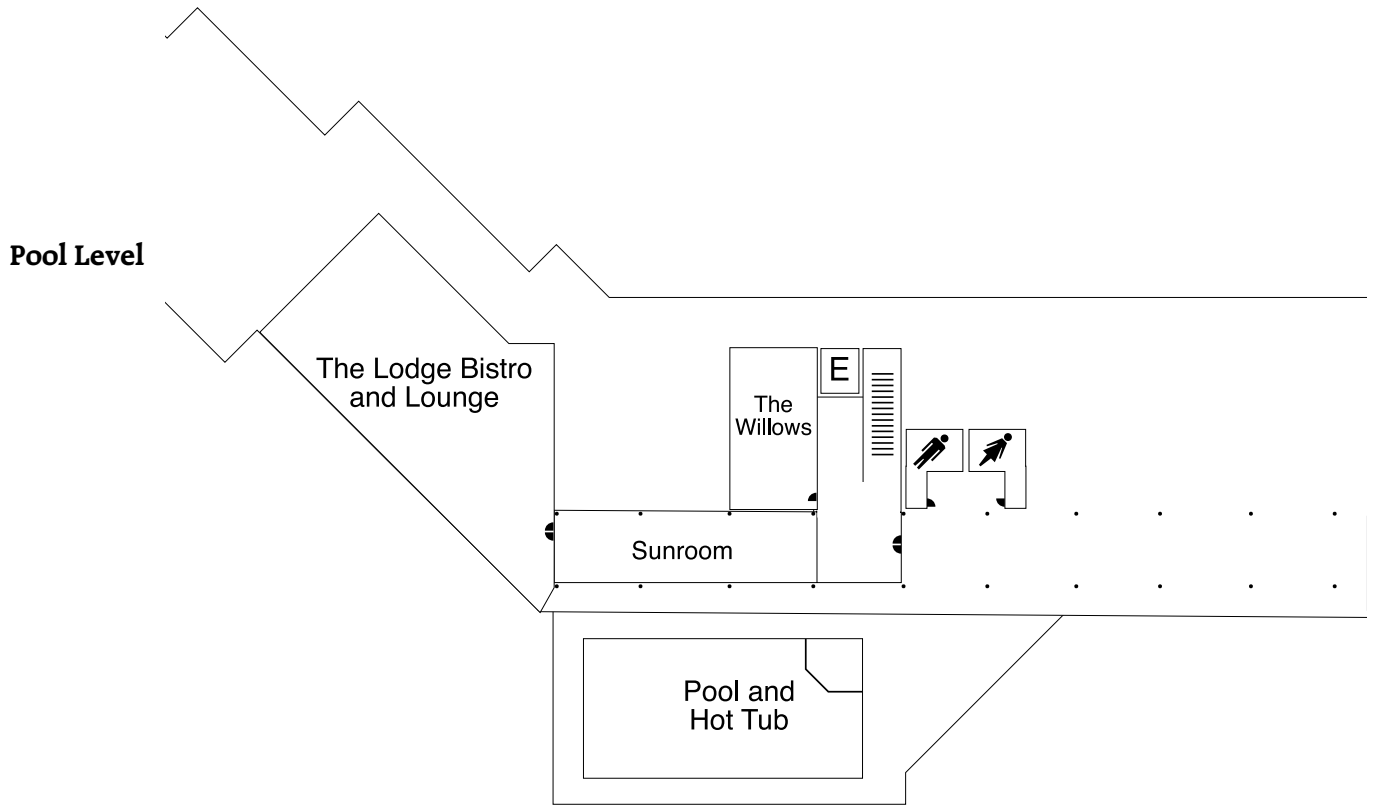
\*Restaurant Seating



# The Lodge at Snowbird

Pool Level	Room	Square Ft.	Width	Length	Ceiling	Reception	Banquet	Theatre	Classroom	U-Shape	Conference
	The Willows	380	13'8"	27'6"	7'4"	20	20	20	16	12	16

Level 5	Room	Square Ft.	Width	Length	Ceiling	Reception	Banquet	Theatre	Classroom	U-Shape	Conference
	Aspen	406	14'	29'	7'4"	30	30	30	24	14	20



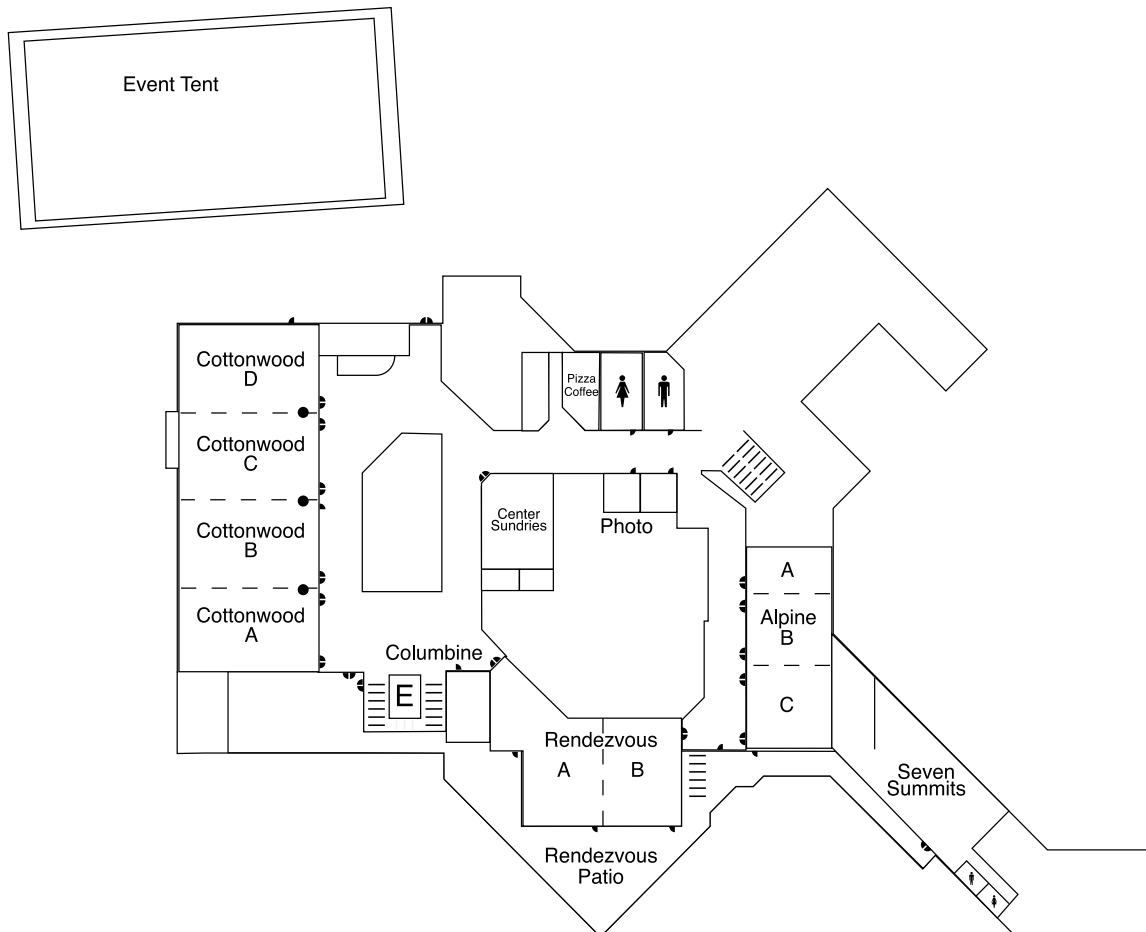
# Snowbird Center

## Level 2

Room	Square Ft.	Width	Length	Ceiling	Reception	Banquet	Theatre	Classroom	U-Shape	Conference	Exhibit
Cottonwood	6,250	50'	125'	8'6"	690	400	650	400	—	—	38
A	1,530	29'	50'	8'6"	150	110	160	100	40	36	6
B	1,530	29'	50'	8'6"	150	110	160	100	40	36	6
C	1,530	29'	50'	8'6"	150	110	160	100	40	36	6
D	1,989	38'	50'	8'6"	190	130	200	124	40	36	8
Alpine	2,400	30'	77'	9'	175	150	150	112	50	60	27
A	510	17'	30'	9'	30	30	32	24	24	20	6
B	900	30'	30'	9'	70	60	80	40	32	28	10
C	990	33'	33'	9'	75	60	90	48	32	28	10
Rendezvous	2,583	41'5"	63'	9'	300	190	235	136	54	60	18
A	1,353	41'5"	33'	9'	125	90	110	64	42	36	7
B	1,230	41'5"	30'	9'	175	90	125	72	42	36	11
Columbine	392	14'	28'	9'	30	20	34	24	—	20	5
Seven Summits*	1,469	27'	54'5"	9'	85	50	—	—	—	—	—
Event Tent	15,000	100'	150'	8'8"	2,000	800	2,050	880	—	—	100

\*Restaurant Seating

## Outside Level 2



# Snowbird Center

## Level 3

Room	Square Ft.	Width	Length	Ceiling	Reception	Banquet	Theatre	Classroom	U-Shape	Conference	Exhibit
Peruvian	2,206	59'	38'	9'	200	160	190	96	42	40	14
A	1,122	30'	38'	9'	100	80	95	64	32	35	8
B	1,084	29'	38'	9'	100	80	95	64	32	35	7
Skier's Bridge	5,600	30'	209' outside		450	320	–	–	–	–	–
Plaza Deck	5,000	–	–	outside	400	250	–	–	–	–	–

